








Válvulas y Compresores

			
Valve Body	Valve Body	Valve Body	Valve Body
			
Steam Turbine Admission	Steam Turbine Casing	Valve Body	Valve Body
			
Valve Body	Blow out Preventer	Valve Body	Valve Body
			
Compressor Cylinder	Barre Pump Casing	Centrif.Compressor Case	Valve Body
			
Compressor Cylinder	Valve Body	Valve Body	Valve Body
			
Valve Body	Valve Body	Body	Sentry Body

Off Shore

 <p>Tiller</p>	 <p>Valve Ball</p>	 <p>Lifting Eye</p>	 <p>Schackle</p>
 <p>Pile Point</p>	 <p>Pile Point</p>	 <p>Conection Lug</p>	 <p>Roulette Thimble</p>

Químico y Petroquímico

 <p>Return Bend Fitting</p>	 <p>Pump Housing</p>	 <p>Pump Housing</p>	 <p>Pump Case</p>
 <p>Y Fitting</p>	 <p>Support</p>	 <p>Curve</p>	 <p>Valve Ball</p>
 <p>Tube Sheet</p>	 <p>Tube Support</p>	 <p>Support</p>	 <p>Adaptor</p>